



Making Sense

Quarterly Market Review

First Quarter 2024

Capital Management Group

4/1/2024

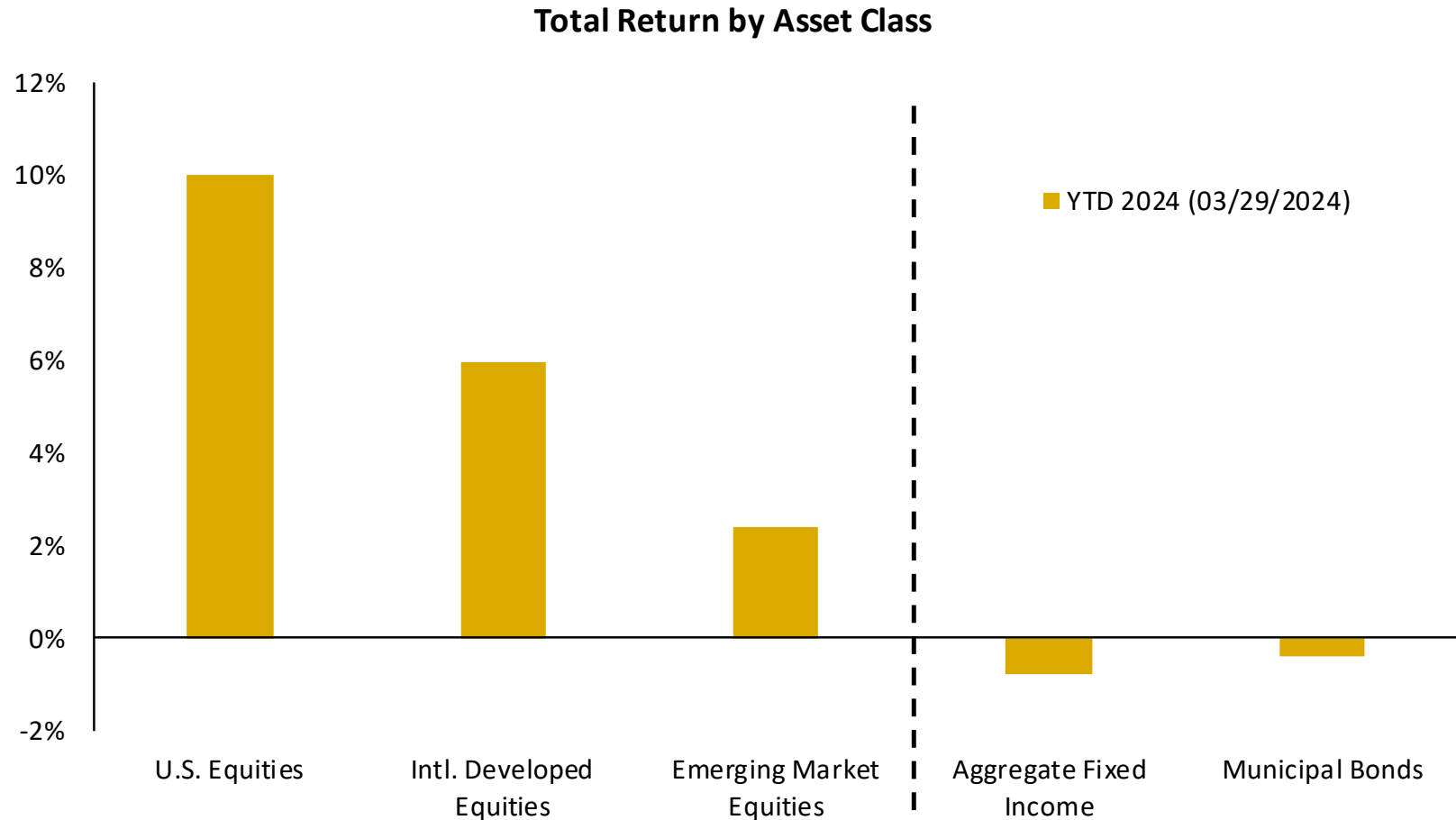
Global Markets

The first quarter delivered substantially higher asset returns and a rebound in bond yields. The outlook for rate cuts was pushed back somewhat, but markets still expect easier monetary policy this year. The US dollar strengthened, and crude oil prices rose.

Global equity markets rallied in each month of the first quarter, as the stock market rally continued. For the quarter, US stocks rose 10.0% (total return), outperforming international developed (+5.8%) and emerging market equities (+2.1%).

Aggregate fixed income sold-off 0.8% during the quarter, as bond yields rose sharply. Similarly, municipal bonds lost 0.4% in total return terms.

Global Markets: Equity Rally in Q1



Source: Bloomberg. Note: Chart data represents Russell 3000, MSCI EAFE, MSCI EM, Bloomberg Aggregate Bond, Bloomberg Municipal Bond

US Equity Performance

As had been the story for much of last year, growth outperformed value across the market cap spectrum in the first quarter. Small-cap value stocks lagged the broader market as bond yields rebounded somewhat after falling in Q4.

Large companies have, once again, led the market so far this year, but there is evidence of a recent broadening of returns. In fact, the equal-weighted S&P 500 has outperformed the market capitalization-weighted index since early February.

US Equity Performance

QTD US Equity Returns As of 03/29/2024			
	Value	Blend	Growth
Large	9.4%	10.8%	11.7%
Mid	8.2%	8.6%	9.5%
Small	2.9%	5.2%	7.6%

US Equity Performance

By the end of Q1, the S&P 500 rallied 28% (price return) since last October and 47% since its October 2022 low. The index finished the quarter at 5,254, a record high and 9.5% above the record-high level from the start of 2022.*

Strong earnings growth expectations have superseded much of the previous concern about the macroeconomic outlook, propelling Q1's substantial equity-market returns.

*The S&P 500 closed at an all-time high on 3/28/2024. Before the 2022 market selloff, the all-time high was 4,797 on 1/3/2022.

S&P Has Rallied Since October '22



Source: Bloomberg

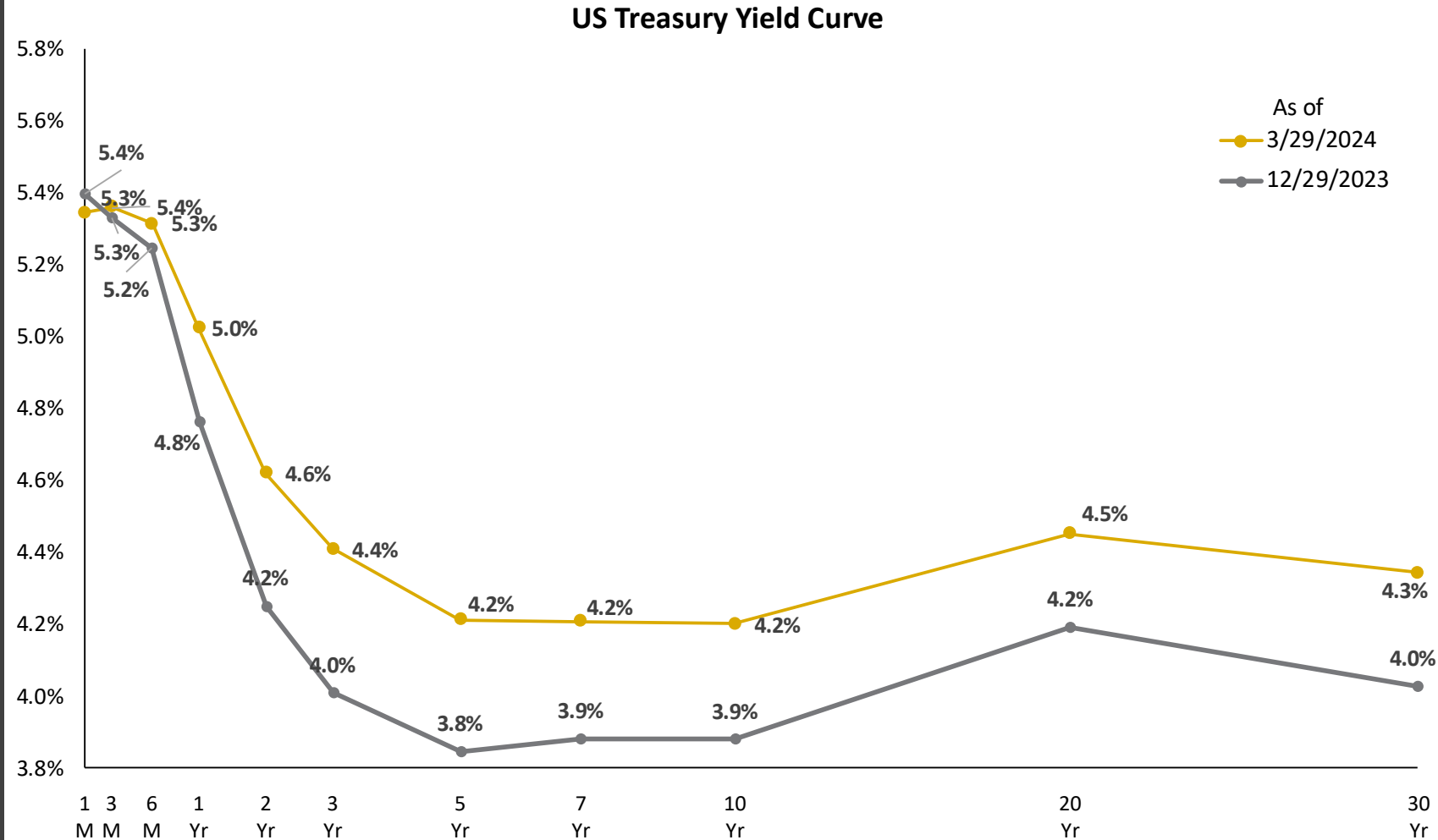
Fixed Income

US Government bond yields rebounded after a significant decline in the fourth quarter of 2023. The 2- and 10-year Treasury yields rose to 4.62% and 4.20% respectively, up 37 and 32 basis points each from the end of last year.

The outlook for quick, aggressive interest-rate cuts from the Federal Reserve diminished significantly over the course of the first quarter. At the start of the year, markets priced six or seven 0.25% cuts for the year beginning as soon as March. Fed officials have reset market expectations on the back of firm economic and inflation data. Now markets expect three cuts potentially starting in June at the earliest.

The Treasury yield curve remains significantly inverted despite these moderate increases at the belly and longer end of the curve. Investors have historically viewed yield curve inversion as a sign of impending recession, but the economy has so far proved surprisingly resilient.

US Yield Curve Remains Inverted



Source: Bloomberg

Fixed Income

Bond yields remain highly attractive compared to levels as recently as late-2021. As the table shows, this is true across Treasuries, investment grade, high yield, and municipals bonds.

The aggregate bond index, for example, was yielding 4.85% at quarter-end, 2.8 times higher than its 1.75% yield at the end of 2021.

Investors are now able to generate yield from risk-managing assets.

Yield Levels Still Attractive

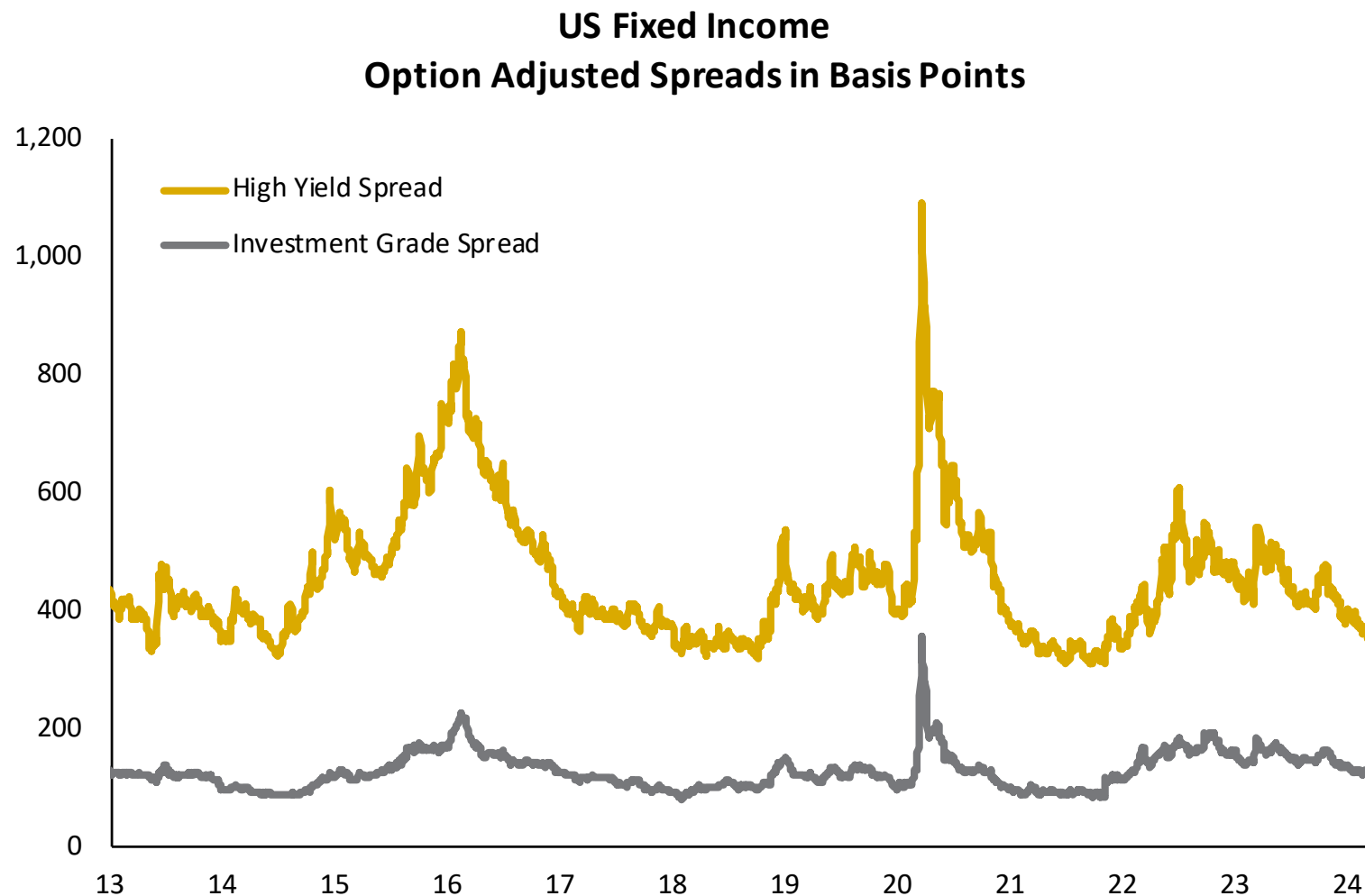
US Fixed Income Indices		
	Yield-to-Worst	
Index	12/31/2021	3/29/2024
2-Year Treasury	0.73%	4.62%
10-Year Treasury	1.51%	4.20%
Aggregate Bond	1.75%	4.85%
Intermediate Government/Credit	1.30%	4.70%
Municipal Bond	1.11%	3.49%
Investment Grade Corporate Bond	2.33%	5.30%
High Yield Corporate Bond	4.21%	7.66%

Fixed Income

Credit spreads for investment grade and high yield corporate bonds contracted once again during the first quarter. As the chart shows, spreads remain tight compared to history.

Credit spreads are a good proxy for perceived risk, and fixed income markets are not currently pricing an imminent dislocation. We would expect to see a widening of spreads before any severe economic downturn.

Corporate Credit Spreads Remain Tight



Source: Bloomberg



Phillip Neuhart | SVP, Director of Market & Economic Research

Capital Management Group | First Citizens Bank
8510 Colonnade Center Drive | Raleigh, NC 27615
Phillip.Neuhart@firstcitizens.com | 919.716.2403

Blake Taylor | Market & Economic Research Analyst

Capital Management Group | First Citizens Bank
8510 Colonnade Center Drive | Raleigh, NC 27615
Blake.Taylor@firstcitizens.com

Brent Ciliano, CFA | SVP, Chief Investment Officer

Capital Management Group | First Citizens Bank
8510 Colonnade Center Drive | Raleigh, NC 27615
Brent.Ciliano@firstcitizens.com | 919.716.2650

The views expressed are those of the author(s) at the time of writing and are subject to change without notice. First Citizens does not assume any liability for losses that may result from the information in this piece. This is intended for general educational and informational purposes only and should not be viewed as investment advice or recommendation for a security, investment product or personal investment advice.

Your investments in securities, annuities and insurance are not insured by the FDIC or any other federal government agency and may lose value. They are not a deposit or other obligation of, or guaranteed by any bank or bank affiliate and are subject to investment risks, including possible loss of the principal amount invested. Past performance does not guarantee future results.

First Citizens Wealth Management is a registered trademark of First Citizens BancShares, Inc. First Citizens Wealth Management products and services are offered by First-Citizens Bank & Trust Company, Member FDIC; First Citizens Investor Services, Inc., Member [FINRA/SIPC](#), an SEC-registered broker-dealer and investment advisor; and First Citizens Asset Management, Inc., an SEC-registered investment advisor.

Brokerage and investment advisory services are offered through First Citizens Investor Services, Inc., Member [FINRA/SIPC](#). First Citizens Asset Management, Inc. provides investment advisory services.